



ODD Accomplishment Report
As of DECEMBER 31, 2023

Table with columns: FUNCTIONAL GROUP, NAME OF BUSINESS EVENT, COMPETENCY REQUIREMENT (COMP REQ), QUALIFICATION STANDARD (QS), BBS, CSS, EXEC, OS, TIBS, DBS, NDLS, Grand Total, AS OF NOVEMBER 2023, FOR DECEMBER 2023, % Inc/Dec, Internal, External, Number of Runs. Rows include categories like ENGINEERING, FACILITIES MANAGEMENT, FINANCIAL MANAGEMENT, HUMAN RESOURCE MANAGEMENT, INFORMATION TECHNOLOGY, and INTEGRATED MANAGEMENT SYSTEM.




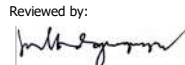
ODD Accomplishment Report  
As of DECEMBER 31, 2023


FUNCTIONAL GROUP	NAME OF BUSINESS EVENT	COMPETENCY REQUIREMENT (COMP REQ)	QUALIFICATION STANDARD (QS)	SECTOR							Grand Total	AS OF NOVEMBER 2023	FOR DECEMBER 2023	% Inc/Dec	Number of Runs		
				BBS	CSS	EXEC	OS	TIBS	DBS	NDLS					Internal	External	
TRUST	UITF CERT PROGRAM (UCP) CERT EXAM-BATCH2	Sales and Marketing	UITF/Poolad Funds	3	9							12	0	12	new course	1	1
	UITF CERT PROGRAM (UCP) ONLINE REVIEW	Sales and Marketing	UITF/Poolad Funds	32	25	4	1					59	0	59	new course	1	1
<b>Grand Total</b>				<b>47,967</b>	<b>7,041</b>	<b>4,638</b>	<b>7,460</b>	<b>512</b>	<b>833</b>	<b>6,694</b>	<b>75,148</b>	<b>50630</b>	<b>24515</b>			<b>340</b>	<b>358</b>


	SECTOR							GRAND TOTAL DECEMBER 2023	GRAND TOTAL NOVEMBER 2023	% Inc/Dec	PAY GRADE	Average Training Hours
	BBS	CSS	DBS	NDLS	OP	OS	TIBS					
<b>Regular Employees Trained</b>												
Total population	6,564	1,328	150	1,462	786	1,880	101	12,286	12,251	0.29%	4	5.41
Less: Regular Employees already trained	6,465	1,312	160	1,446	760	1,865	97	12,105	11,886	1.84%	6	5.81
Regular Employees yet to be trained	99	16	0	21	26	15	4	181	365	-50.41%	7	5.66
<b>Percentage completion</b>	<b>98.45%</b>	<b>98.80%</b>	<b>100.00%</b>	<b>98.57%</b>	<b>96.69%</b>	<b>99.20%</b>	<b>96.04%</b>	<b>98.53%</b>	<b>97.02%</b>		8	6.36
											9	6.18
<b>Sex</b>											10	6.70
Male	1598	713	71	527	261	622	26	3,918	3,815	2.70%	11	6.93
Female	4767	599	89	919	499	1243	71	8,187	8,021	1.44%	12	7.00
<b>Total</b>	<b>6,465</b>	<b>1,312</b>	<b>160</b>	<b>1,446</b>	<b>760</b>	<b>1,865</b>	<b>97</b>	<b>12,105</b>	<b>11,886</b>		13	7.40
											14	6.28
<b>Pay Grade Segment</b>											15	9.35
PG 3-9	5776	1234	125	1162	573	1645	54	10,569	10,371	1.91%	15	9.35
PG 10-13	666	69	29	281	173	259	37	1,444	1,434	0.70%	16	10.31
PG 14-18	33	9	6	23	14	11	6	92	81	0.00%	17	7.58
<b>Total</b>	<b>6,465</b>	<b>1,312</b>	<b>160</b>	<b>1,446</b>	<b>760</b>	<b>1,865</b>	<b>97</b>	<b>12,105</b>	<b>11,886</b>		18	12.50

Total Number of Firmly Booked Courses as of DECEMBER 31, 2023 **410**  
 Total Number of "NEW" Courses for DECEMBER 31, 2023 **45**  
 Total Number of In-House Courses as of DECEMBER 31, 2023 **135**  
 Total Number of External Courses as of DECEMBER 31, 2023 **275**  
 Total Number of ACTIVE Regular Employees with **ONLY 1** training attended **156**  
 Total Number of ACTIVE Regular Employees with **ONLY 2** trainings attended **736**  
 Total Number of ACTIVE Regular Employees with **3 or more** trainings attended **11,173**  
 Total Number of SEPARATED ACTIVE Regular Employees TRAINED **214**

Prepared by:  
  
 CHRISTOPHER A. PAMATMAT  
 JMA, ODD-LIM

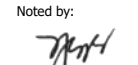
Reviewed by:  
  
 MA. LUISA DG. SAN ANDRES  
 ADM, ODD-COTE

  
 MARIE FLORENCE S. BOLOK  
 SHRMS/OIC, ODD-CORE

  
 MARIA TANIKA R. PERALTA  
 ADM, ODD-CLE

  
 MARIA FATIMA J. BAUTISTA  
 OIC, ODD-CCMU

(on-leave)  
 KARMINA T. ROXAS  
 PM, ODD-LIM

Noted by:  
  
 MILDRED R. REYES  
 DM/ODD