

CLASS C**MEMORANDUM**

FOR : VP HRMG/Concurrent Head, PAD

SUBJECT : **GCG's PBB 2016 Compliance and
Verification Checklist**DATE : October 27, 2017

We provide you with the Bank's Trial Balance as of the following dates, as required by GCG regarding the above captioned subject:

- December 31, 2016
- March 31, 2017
- June 30, 2017
- September 30, 2017

For your appropriate action, please.

Thank you.


ANNALENE M. BAUTISTA
FVP, Controllership Group


LAND BANK OF THE PHILIPPINES
TRIAL BALANCE
December 31, 2016

ACCOUNT TITLE	DEBIT	CREDIT
Cash and Cash Item	28,191,386,363.79	
Due from Bangko Sentral ng Pilipinas	355,382,012,247.54	
Due from Other Banks	11,648,654,176.60	
Financial Assets Held for Trading (HFT)	9,904,584,982.50	
Available-for-Sale (AFS) Financial Assets	283,045,042,692.31	
Held-to-Maturity (HTM) Financial Assets	151,928,198,622.95	
Unquoted Debt Securities Classified as Loans	10,702,121,546.60	
Investments in Non-Marketable Equity Securities (INMES)	7,278,297,752.98	
Interbank Loans Receivable	29,116,718,462.29	
Loans and Receivable - Others	469,764,094,303.70	
Loans and Receivables Arising from Repurchase Agreements, CA/PR/SLB	14,803,583,599.32	
General Loans Loss Provisions (GLLP)		4,950,000,000.00
Other Financial Assets	8,651,785,001.40	
Equity Investments in Subsidiaries, Associates and Joint Ventures	2,943,131,311.22	
Bank Premises, Furniture, Fixture and Equipment	6,623,421,977.30	
Real and Other Properties Acquired	4,057,364,035.07	
Non-Current Assets Held for Sale	163,156,585.87	
Other Assets	6,112,865,111.05	
Financial Liabilities Held for Trading		18,504,560.00
Deposit Liabilities		1,236,290,557,085.73
Due to Other Banks		1,723,035.41
Bills Payable		29,971,004,300.98
Due to Bangko Sentral ng Pilipinas		358,651,266.60
Other Financial Liabilities		24,405,888,778.59
Other Liabilities		18,940,029,662.62
Paid in Capital Stock		17,800,000,000.00
Retained Earnings		50,463,664,282.88
Net Unrealized Gains/(Losses) on AFS Financial Assets		3,536,033,143.82
Interest Income on Loans		23,994,360,742.12
Interest Income on Investments		14,915,005,157.81
Interest Income on Due from Banks		2,732,131,134.73
Interest Income - Others		83,356,482.46
Interest Expense-Deposits	9,410,204,824.07	
Interest Expense-Bills Payable	844,998,334.39	
Interest Expense-Unsecured Subordinated Debt	46,265,625.00	

LAND BANK OF THE PHILIPPINES
TRIAL BALANCE
December 31, 2016

ACCOUNT TITLE	DEBIT	CREDIT
Interest Expense-Others	17,599,425.19	
Dividend Income		2,036,690,709.32
Loss on Financial Assets and Liabilities Held for Trading	716,566,300.64	
Foreign Exchange Profit/(Loss)		522,484,418.84
Gains/(Losses) from Sale/Redemption/Derecognition of Non-Trading Financial Assets and Liabilities		325,844,255.36
Gains/(Losses) from Sale/Derecognition of Non-Financial Assets		406,437,808.89
Other Income		2,309,208,598.07
Compensation/Fringe Benefits	8,670,836,768.20	
Taxes and Insurance	7,255,595,033.20	
Fees and Charges	823,363,742.51	
Utilities	2,570,409,463.60	
Business Development	868,824,628.65	
Information Technology Expenses	481,314,442.86	
Litigation/Assets acquired expenses	87,599,293.35	
Miscellaneous Expenses	75,596,434.87	
Depreciation/Amortization	927,663,602.50	
Provision	157,253,906.88	
Recovery on Charged-Off Assets		38,315,740.52
Income Tax Expense	829,380,566.35	
TOTAL	1,434,099,891,164.75	1,434,099,891,164.75

Certified Correct by:


ANNALENE M. BAUTISTA
 First Vice President
 Controllership Group


LAND BANK OF THE PHILIPPINES
TRIAL BALANCE
March 31, 2017

ACCOUNT TITLE	DEBIT	CREDIT
Cash and Other Cash Item	23,099,137,364.96	
Due from Bangko Sentral ng Pilipinas	328,173,235,730.90	
Due from Other Banks	12,638,959,120.69	
Financial Assets Held for Trading (HFT)	12,488,552,484.15	
Available-for-Sale (AFS) Financial Assets	226,622,228,904.86	
Held-to-Maturity (HTM) Financial Assets	197,465,894,434.91	
Unquoted Debt Securities Classified as Loans	10,931,926,683.80	
Investments in Non-Marketable Equity Securities (INMES)	7,278,297,752.98	
Interbank Loans Receivable	31,323,757,580.73	
Loans and Receivable - Others	464,595,997,254.77	
Loans and Receivables Arising from Repurchase Agreements, CA/PR/SLB	38,062,492,588.40	
General Loans Loss Provisions (GLLP)		4,820,000,000.00
Other Financial Assets	7,439,242,492.32	
Equity Investments in Subsidiaries, Associates and Joint Ventures	3,080,259,626.43	
Bank Premises, Furniture, Fixture and Equipment	6,675,003,717.34	
Real and Other Properties Acquired	3,792,603,266.48	
Non-Current Assets Held for Sale	430,437,301.74	
Other Assets	6,408,132,792.60	
Financial Liabilities Held for Trading		112,444,337.66
Deposit Liabilities		1,216,309,420,907.28
Due to Other Banks		1,831,063.97
Bills Payable		30,043,374,699.24
Due to Bangko Sentral ng Pilipinas		461,694,212.64
Other Financial Liabilities		23,997,795,396.48
Other Liabilities		16,125,614,057.49
Paid in Capital Stock		17,800,000,000.00
Retained Earnings		64,043,760,787.70
Net Unrealized Gains/(Losses) on AFS Financial Assets		3,982,214,877.61
Interest Income on Loans		6,226,677,712.61
Interest Income on Investments		3,898,124,372.00
Interest Income on Due from Banks		587,307,057.53
Interest Income - Others		13,967,609.30
Interest Expense-Deposits	2,339,882,677.90	
Interest Expense-Bills Payable	232,912,348.45	
Interest Expense-Others	231,463.92	
Dividend Income		556,578,851.21

LAND BANK OF THE PHILIPPINES
TRIAL BALANCE
March 31, 2017

ACCOUNT TITLE	DEBIT	CREDIT
Gain on Financial Assets and Liabilities Held for Trading		91,807,117.07
Foreign Exchange Profit/(Loss)	411,447,097.42	
Gains/(Losses) from Sale/Redemption/Derecognition of Non-Trading Financial Assets and Liabilities		2,472,652.46
Gains/(Losses) from Sale/Derecognition of Non-Financial Assets		52,857,144.36
Other Income		771,737,261.47
Compensation/Fringe Benefits	1,873,583,761.27	
Taxes and Insurance	2,282,298,857.06	
Fees and Charges	199,746,668.37	
Utilities	564,071,809.11	
Business Development	172,773,967.22	
Information Technology Expenses	140,148,737.22	
Litigation/Assets acquired expenses	32,460,969.45	
Miscellaneous Expenses	20,193,242.04	
Depreciation/Amortization	245,107,582.23	
Provision	886,058,031.33	
Recovery on Charged-Off Assets		7,396,192.97
TOTAL	1,389,907,076,311.05	1,389,907,076,311.05

Certified Correct by:


ANNALENE M. BAUTISTA
 First Vice President
 Controllership Group


LAND BANK OF THE PHILIPPINES
TRIAL BALANCE
June 30, 2017

ACCOUNT TITLE	DEBIT	CREDIT
Cash and Other Cash Item	24,651,824,788.67	
Due from Bangko Sentral ng Pilipinas	373,541,935,428.77	
Due from Other Banks	6,770,816,852.61	
Financial Assets Held for Trading (HFT)	13,780,772,635.30	
Available-for-Sale (AFS) Financial Assets	180,596,361,531.20	
Held-to-Maturity (HTM) Financial Assets	250,668,419,916.33	
Unquoted Debt Securities Classified as Loans	10,616,889,669.72	
Investments in Non-Marketable Equity Securities (INMES)	7,351,518,047.83	
Interbank Loans Receivable	36,472,605,088.72	
Loans and Receivable - Others	497,066,115,832.06	
Loans and Receivables Arising from Repurchase Agreements, CA/PR/SLB	57,297,810,025.00	
General Loans Loss Provisions (GLLP)		4,820,000,000.00
Other Financial Assets	8,660,548,773.42	
Equity Investments in Subsidiaries, Associates and Joint Ventures	3,080,259,626.43	
Bank Premises, Furniture, Fixture and Equipment	6,696,497,667.51	
Real and Other Properties Acquired	3,890,354,605.45	
Non-Current Assets Held for Sale	225,485,616.29	
Other Assets	6,982,539,441.51	
Financial Liabilities Held for Trading		122,376,347.00
Deposit Liabilities		1,319,114,254,420.05
Due to Other Banks		218,230.89
Bills Payable		24,486,304,022.84
Due to Bangko Sentral ng Pilipinas		162,251,326.91
Other Financial Liabilities		21,788,196,241.86
Other Liabilities		20,491,734,599.29
Paid in Capital Stock		20,981,000,000.00
Retained Earnings		64,203,611,590.04
Net Unrealized Gains/(Losses) on AFS Financial Assets		4,752,557,673.37
Interest Income on Loans		12,721,396,101.54
Interest Income on Investments		7,959,589,738.54
Interest Income on Due from Banks		1,129,089,462.74
Interest Income - Others		47,316,236.10
Interest Expense-Deposits	4,484,158,920.78	
Interest Expense-Bills Payable	457,594,819.74	
Interest Expense-Others	920,591.33	
Dividend Income		765,976,935.25

LAND BANK OF THE PHILIPPINES
TRIAL BALANCE
June 30, 2017

ACCOUNT TITLE	DEBIT	CREDIT
Gain on Financial Assets and Liabilities Held for Trading		507,276,894.95
Foreign Exchange Profit/(Loss)	510,082,196.20	
Gains/(Losses) from Sale/Redemption/Derecognition of Non-Trading Financial Assets and Liabilities		290,134,712.77
Gains/(Losses) from Sale/Derecognition of Non-Financial Assets		146,419,558.90
Other Income		1,565,097,926.65
Compensation/Fringe Benefits	3,650,534,939.45	
Taxes and Insurance	4,049,571,343.57	
Fees and Charges	370,951,119.94	
Utilities	1,181,738,049.44	
Business Development	354,414,866.20	
Information Technology Expenses	213,527,385.11	
Litigation/Assets acquired expenses	46,146,153.94	
Miscellaneous Expenses	38,211,611.59	
Depreciation/Amortization	496,529,173.21	
Provision	1,867,181,464.60	
Recovery on Charged-Off Assets		17,516,162.23
TOTAL	1,506,072,318,181.92	1,506,072,318,181.92

Certified Correct by:


ANNALENE M. BAUTISTA
 First Vice President
 Controllershship Group

LAND BANK OF THE PHILIPPINES
TRIAL BALANCE
September 30, 2017

ACCOUNT TITLE	DEBIT	CREDIT
Cash and Other Cash Item	25,316,139,675.72	
Due from Bangko Sentral ng Pilipinas	322,516,809,944.18	
Due from Other Banks	5,351,353,532.18	
Financial Assets Held for Trading (HFT)	14,033,924,041.09	
Available-for-Sale (AFS) Financial Assets	201,928,200,711.88	
Held-to-Maturity (HTM) Financial Assets	263,558,752,045.24	
Unquoted Debt Securities Classified as Loans	9,918,351,339.75	
Investments in Non-Marketable Equity Securities (INMES)	7,349,917,612.39	
Interbank Loans Receivable	23,486,938,067.81	
Loans and Receivable - Others	524,611,332,493.05	
Loans and Receivables Arising from Repurchase Agreements, CA/PR/SLB	56,150,000,000.00	
General Loans Loss Provisions (GLLP)		5,120,000,000.00
Other Financial Assets	9,767,519,389.14	
Equity Investments in Subsidiaries, Associates and Joint Ventures	3,045,581,958.22	
Bank Premises, Furniture, Fixture and Equipment	6,741,703,377.84	
Real and Other Properties Acquired	3,847,710,545.67	
Non-Current Assets Held for Sale	293,452,629.55	
Other Assets	6,567,536,058.72	
Financial Liabilities Held for Trading		47,175,491.81
Deposit Liabilities		1,306,518,423,504.97
Bills Payable		24,730,542,721.23
Due to Bangko Sentral ng Pilipinas		299,818,536.64
Other Financial Liabilities		26,486,280,455.71
Other Liabilities		19,339,564,595.25
Paid in Capital Stock		20,981,000,000.00
Retained Earnings		64,144,413,047.79
Net Unrealized Gains/(Losses) on AFS Financial Assets		6,319,628,479.27
Interest Income on Loans		19,609,255,979.21
Interest Income on Investments		12,647,041,402.03
Interest Income on Due from Banks		2,017,103,915.05
Interest Income - Others		73,231,254.11
Interest Expense-Deposits	6,818,888,363.23	
Interest Expense-Bills Payable	673,526,640.02	
Interest Expense-Others	920,591.33	
Dividend Income		1,300,281,695.32
Gain on Financial Assets and Liabilities Held for Trading		484,599,013.75

LAND BANK OF THE PHILIPPINES
TRIAL BALANCE
September 30, 2017

ACCOUNT TITLE	DEBIT	CREDIT
Foreign Exchange Profit/(Loss)	230,848,007.27	
Gains/(Losses) from Sale/Redemption/Derecognition of Non-Trading Financial Assets and Liabilities		412,121,565.97
Gains/(Losses) from Sale/Derecognition of Non-Financial Assets		453,054,000.16
Other Income		1,755,713,226.49
Compensation/Fringe Benefits	5,676,594,046.38	
Taxes and Insurance	6,147,797,040.56	
Fees and Charges	633,752,548.08	
Utilities	1,909,152,828.64	
Business Development	552,151,778.29	
Information Technology Expenses	330,214,783.96	
Litigation/Assets acquired expenses	65,436,768.63	
Miscellaneous Expenses	59,107,214.03	
Depreciation/Amortization	769,242,966.61	
Provision	4,341,335,076.24	
Recovery on Charged-Off Assets		26,452,448.86
Income Tax Expense	71,509,257.92	
TOTAL	1,512,765,701,333.62	1,512,765,701,333.62

Certified Correct by:


ANNALENE M. BAUTISTA
 First Vice President
 Controllership Group